

CCPSSP-FR0.1 n×4×0.9/1.4

Applications

The cables are used as railway cables and can be installed directly into the ground or in ducts.

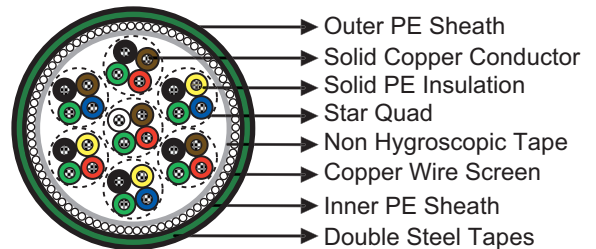


Standards

- RENFE E.T. 03.365.051.6

Construction

- Conductors: Soft annealed solid copper, 0.9/1.4 mm nominal diameter.
- Insulation: PE insulation.
- Cabling Element: Four insulated conductors are twisted together to form a quad.
- Stranding: Quads are helically stranded in concentric layers.
- Core Wrapping: Two or more layers of plastic tape(s) with overlapping.
- Screen: 0.9/1.2/1.4/1.8mm copper wires wrapping with one plastic tape (protection against interference).
- Inner Sheath: PE sheath.
- Armour: Two layers of steel tape (0.8mm thick).
- Outer Sheath: PE sheath.



Electrical Characteristics at 20°C

Nominal Conductor Diameter	mm	0.9	1.4
Maximum Conductor Resistance	Ω/km	28.5	11.7
Minimum Insulation Resistance @500 V DC	MΩ.km	35000	35000
Mutual Capacitance @800Hz	nF/km	41	45
Capacitance Unbalance @800Hz			
K ₁ maximum individual value	pF/460m	250	250
K ₉₋₁₂ maximum individual value	pF/460m	250	250
ea _{1/2} maximum individual value	pF/460m	1200	1200
Attenuation			
@1KHz	dB/km	0.7	0.46
@10KHz	dB/km	1.6	0.85
@30KHz	dB/km	2.1	1.3
Test Voltage @50Hz 1min			
Core to Core	V _{eff}	2100	2100
Core to Screen	V _{eff}	2500	2500
Core to Armouring	V _{eff}	2000	2000
Reduction Factor @100V/km 50Hz		0.1	0.1

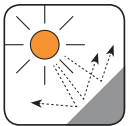


➤ Mechanical and Thermal Properties

- Minimum Bending Radius: 10×OD
- Temperature Range: -40°C to +60°C (during operation); -10°C to +60°C (during installation)

➤ Dimensions and Weight

Cable Code	Number of Quads	Nominal Sheath Thickness mm		Maximum Overall Diameter mm	Nominal Weight kg/km
		Inner	Outer		
0.9mm Conductor, 1.8mm Insulated Wire					
RS/CCPSSP-FR0.1-2YD2YB2Y-1Q0.9	1	1.5	1.6	21.2	1140
RS/CCPSSP-FR0.1-2YD2YB2Y-3Q0.9	3	1.5	1.6	24.5	1370
RS/CCPSSP-FR0.1-2YD2YB2Y-5Q0.9	5	1.5	1.6	27.0	1610
RS/CCPSSP-FR0.1-2YD2YB2Y-7Q0.9	7	1.5	1.6	28.4	1750
RS/CCPSSP-FR0.1-2YD2YB2Y-10Q0.9	10	1.5	1.6	32.1	2060
RS/CCPSSP-FR0.1-2YD2YB2Y-12Q0.9	12	1.5	1.6	32.1	2130
RS/CCPSSP-FR0.1-2YD2YB2Y-14Q0.9	14	1.6	1.8	35.3	2380
RS/CCPSSP-FR0.1-2YD2YB2Y-19Q0.9	19	1.7	1.8	38.6	2760
RS/CCPSSP-FR0.1-2YD2YB2Y-25Q0.9	25	1.7	1.8	42.0	3150
1.4mm Conductor, 2.7mm Insulated Wire					
RS/CCPSSP-FR0.1-2YD2YB2Y-1Q1.4	1	1.5	1.6	22.7	1280
RS/CCPSSP-FR0.1-2YD2YB2Y-3Q1.4	3	1.5	1.6	28.0	1690
RS/CCPSSP-FR0.1-2YD2YB2Y-5Q1.4	5	1.6	1.8	32.0	2070
RS/CCPSSP-FR0.1-2YD2YB2Y-7Q1.4	7	1.6	1.8	33.9	2320
RS/CCPSSP-FR0.1-2YD2YB2Y-10Q1.4	10	1.6	1.8	39.2	2860
RS/CCPSSP-FR0.1-2YD2YB2Y-12Q1.4	12	1.7	1.8	39.2	2980
RS/CCPSSP-FR0.1-2YD2YB2Y-14Q1.4	14	1.7	1.8	42.6	3340
RS/CCPSSP-FR0.1-2YD2YB2Y-19Q1.4	19	1.8	2.0	48.5	4160



UV Resistant



Water Resistant




Rated Voltage



Buried in Ciround



Laid In Ducts



Zero Halogen
IEC 60754-1/NF C20-454
EN 50267-2-1



Anti Induction

